




AMERICAN UNIVERSITY  
WASHINGTON, DC


CHALLENGE  
ACCEPTED

# The SCOTUS Decisions: What School Counselors Should Know



<https://www.american.edu/soe/>

<https://www.american.edu/centers/cprs/>



# SCOTUS Decisions

The Court ruled that **race-conscious admissions policies** at Harvard, a private institution, and the University of North Carolina, a public one, were unlawful.

The Court ruled that the Biden administration's plan to wipe out more than **\$400 billion in student debt** was not authorized by Congress.

The Court ruled that a web designer has a First Amendment **right to refuse to create sites for same-sex weddings despite a state law that prohibits discrimination based on sexual orientation.**

# What Will Happen: 8 Predictions by Dr. Shaun Harper

1. Black Student Enrollments Will Decline At Many Predominantly White Institutions
2. Enrollments Will Increase At Historically Black Colleges And Universities
3. Schools With Big-Time Sports Programs Will Miraculously Find Admissible Black Athletes
4. Interpretive Overreach Will Lead To Decreases In Race-Focused Campus Initiatives
5. Numbers Of Faculty And Administrators Of Color Will Decline
6. People Of Color Will Be Further Marginalized At PWIs
7. White Students Will Learn Too Little And Enter Professions Even Less Prepared
8. White Women Will Be Just Fine



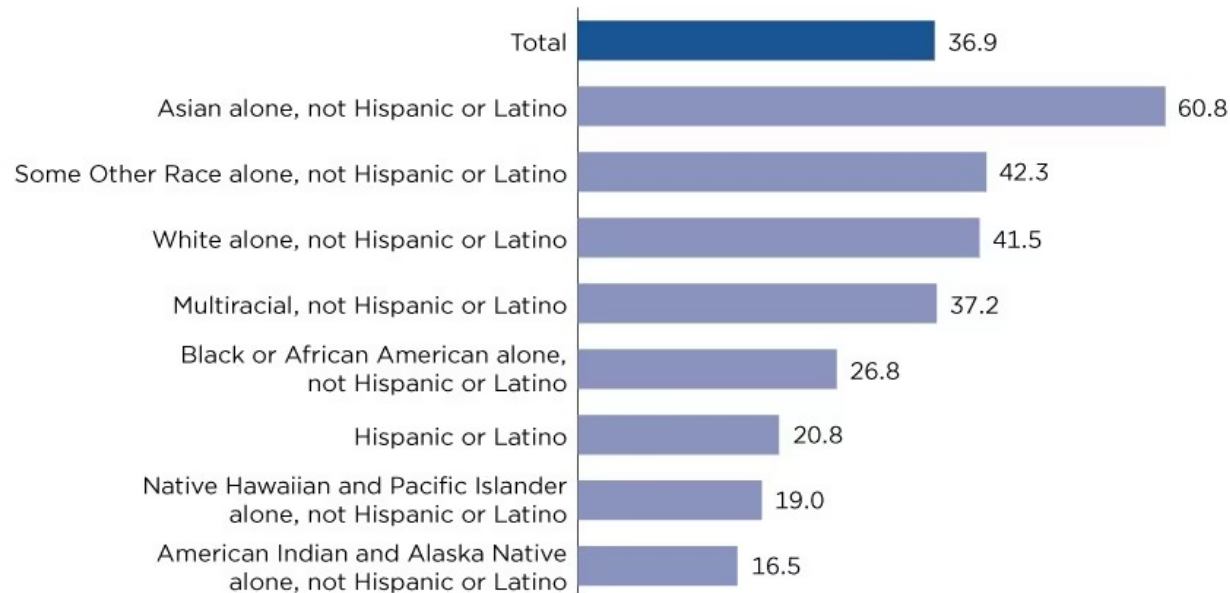
University Professor  
Provost Professor of Education  
and Business  
University of Southern California  
Clifford and Betty Allen Chair in Urban  
Leadership  
USC Race and Equity Center Founder  
and Executive Director

# Racial Disparities in Higher Education

Figure 1.

## Percentage of Adults Ages 25 to 64 With a Bachelor's Degree or Higher by Race and Hispanic Origin: 2021

(Universe is the civilian noninstitutionalized population of adults ages 25 to 64)

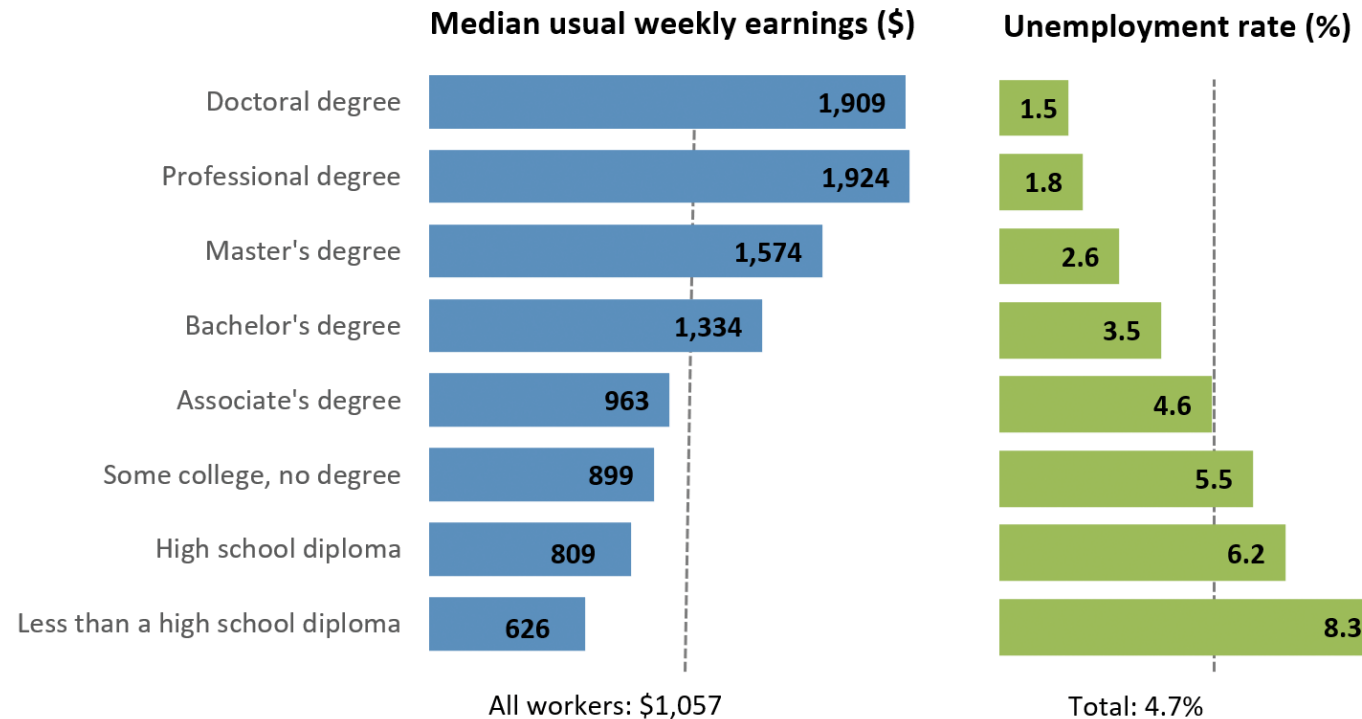


Note: Hispanic or Latino includes people identifying as any race. For information on confidentiality protection, sampling error, nonsampling error, and definitions in the American Community Survey, refer to [https://www2.census.gov/programs-surveys/acs/tech\\_docs/accuracy/ACS\\_Accuracy\\_of\\_Data\\_2021.pdf](https://www2.census.gov/programs-surveys/acs/tech_docs/accuracy/ACS_Accuracy_of_Data_2021.pdf).

Source: U.S. Census Bureau, 2021 American Community Survey, 1-year estimates.

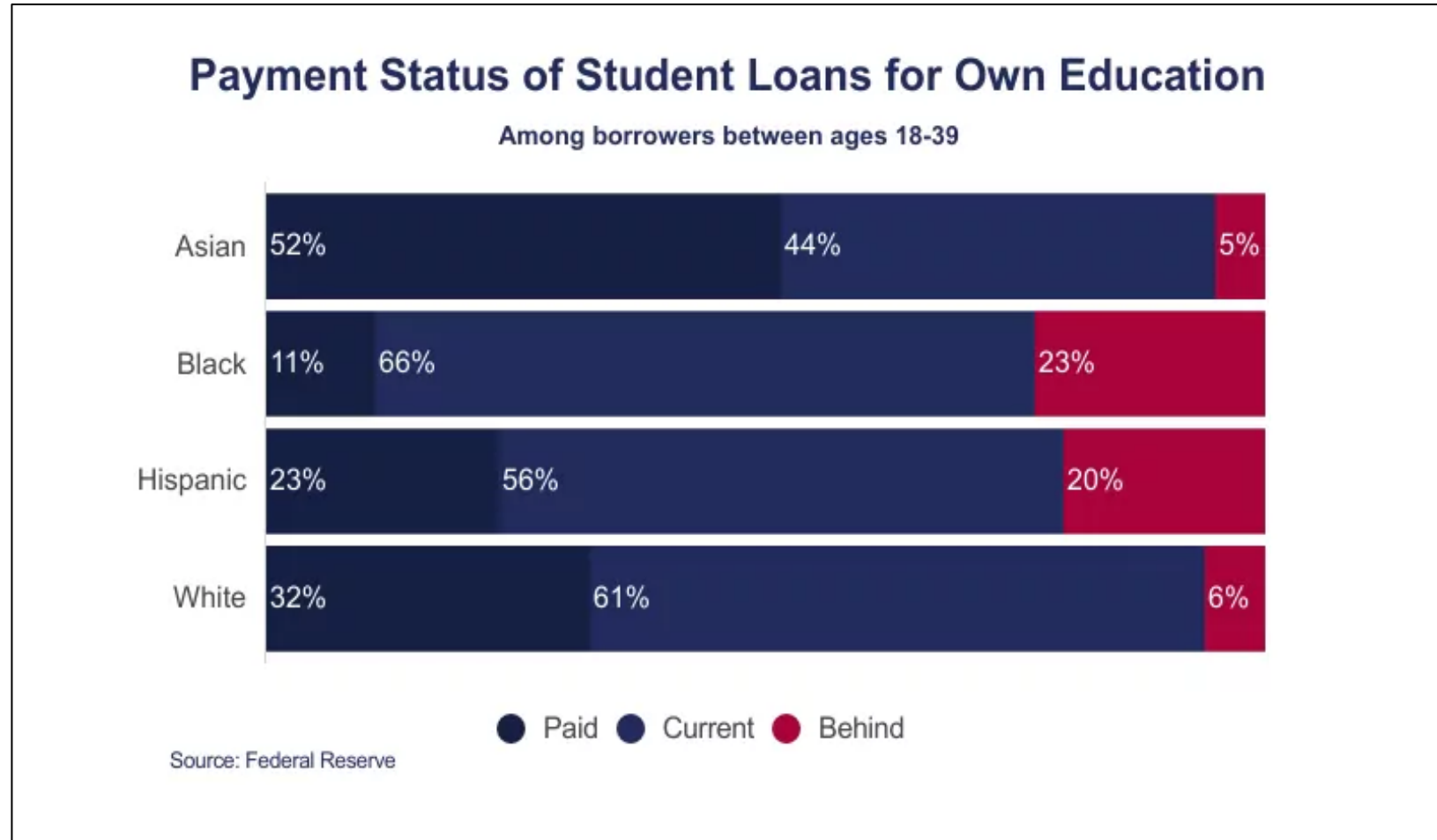
# Racial Disparities in Higher Education

Earnings and unemployment rates by educational attainment, 2021

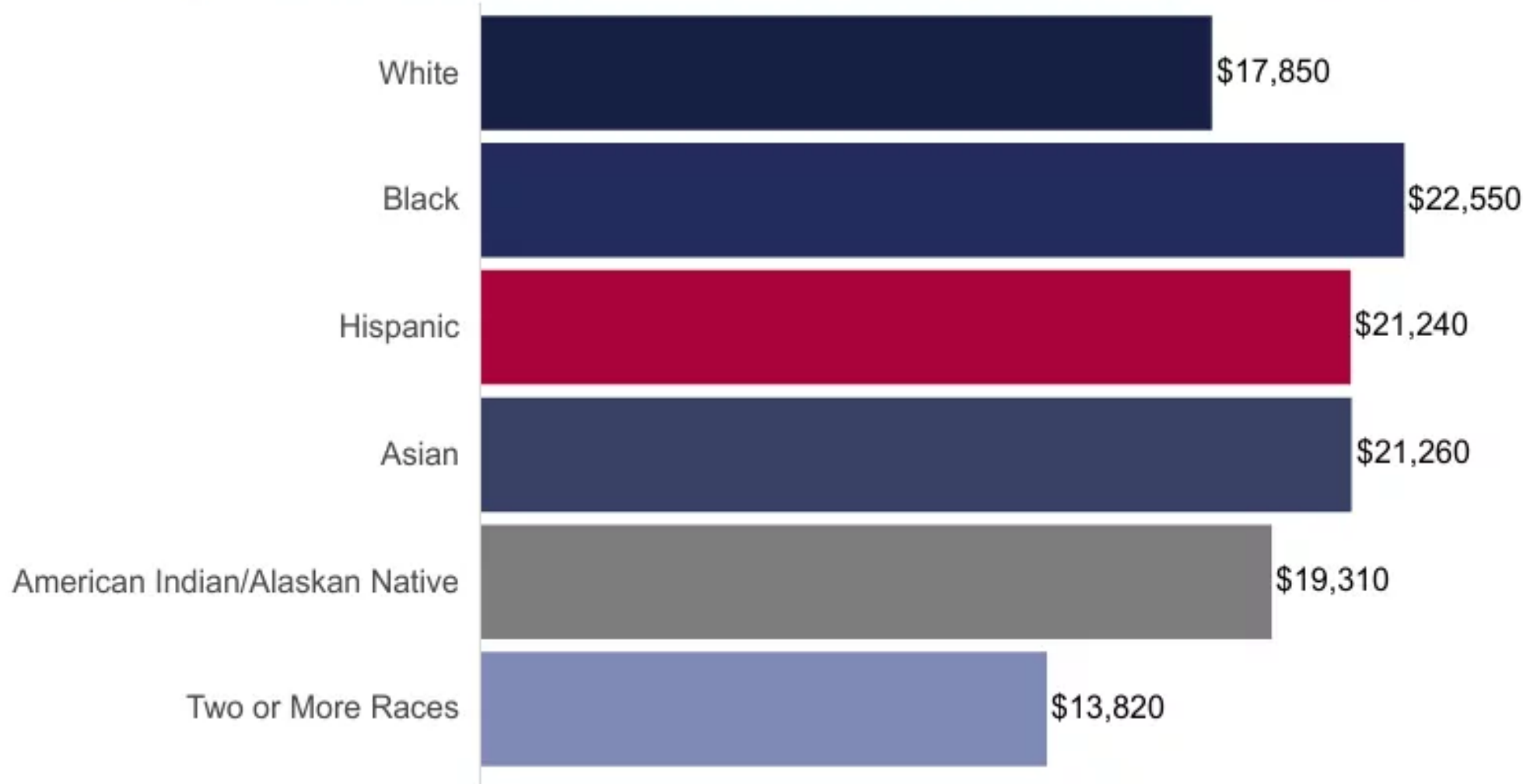


Note: Data are for persons age 25 and over. Earnings are for full-time wage and salary workers.  
Source: U.S. Bureau of Labor Statistics, Current Population Survey.

# Student Loan Debt



## Average Cumulative Amount Borrowed for Undergraduate Study

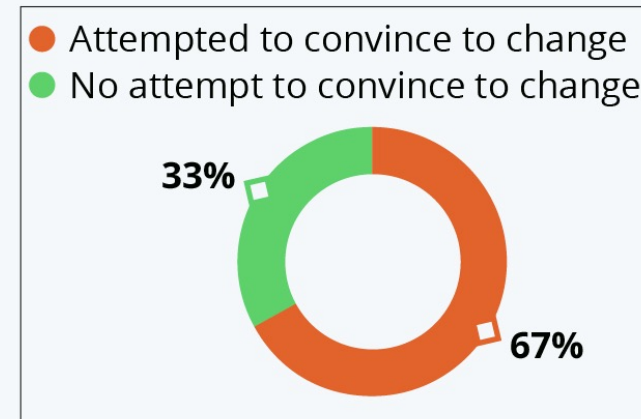
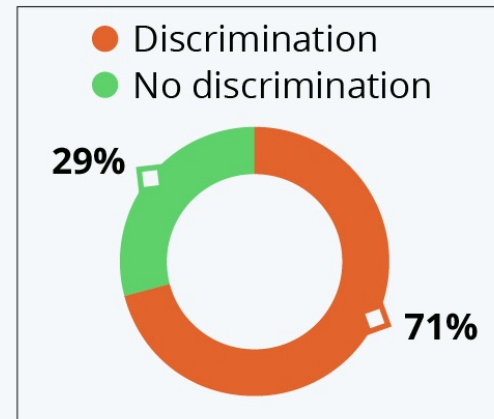


Source: National Center for Education Statistics



## Continued Discrimination for LGBTQ Youth

Percentage of LGBTQ who experienced the following related to their sexual orientation or gender identity



**71%** Feeling sad/hopeless for at least two weeks in the past year



Survey conducted among 34,000 respondents in 2019  
Source: The Trevor Project





AMERICAN UNIVERSITY

---

W A S H I N G T O N , D C